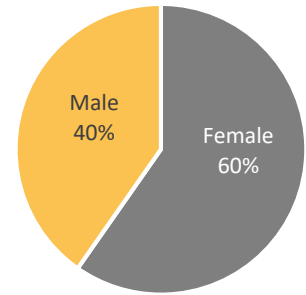
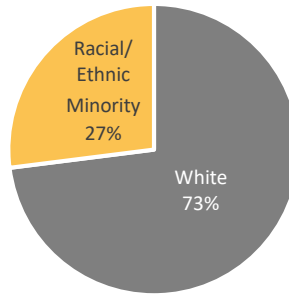
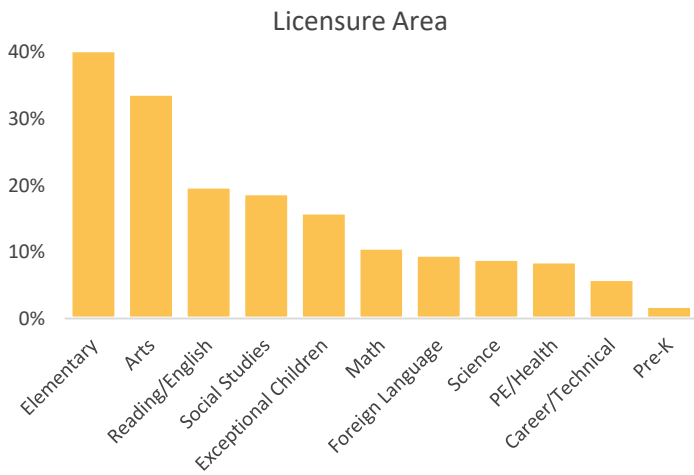
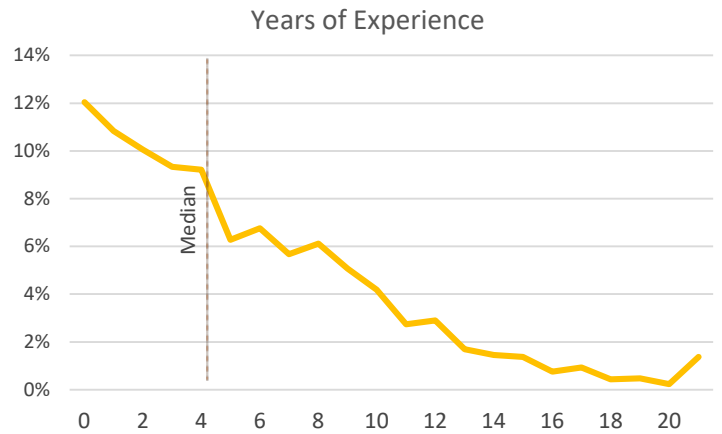
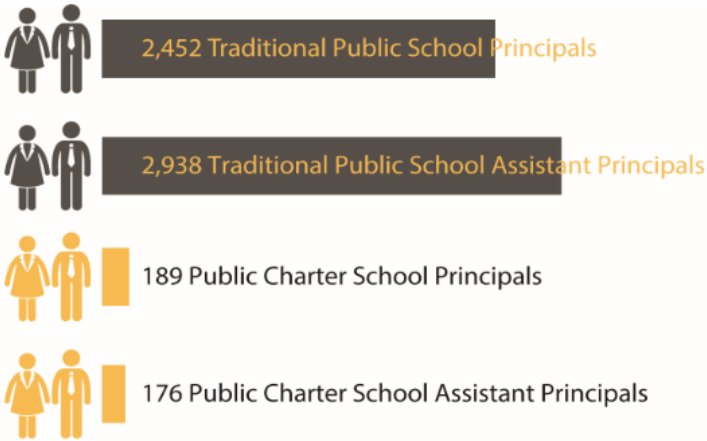


# excellence

North Carolina's Education Vision

## 4<sup>th</sup> Annual Innovation Lab

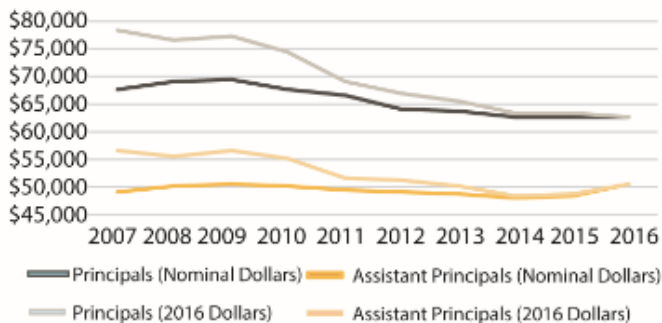
### Facts & Figures: North Carolina Principals



2.7-3.5  
YRS

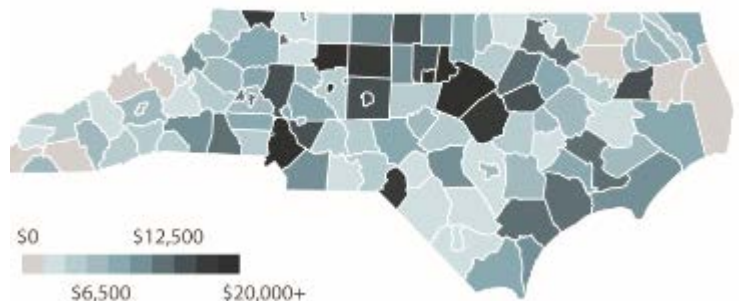
North Carolina has one of the highest principal turnover rates in the country, with the average principal leading a school for only 2.7 to 3.5 years.

#### Average State-Funded Salary\* for K-12 School-Based Administrators (2007 to 2016)



\*Does not include local supplements, longevity pay, bonuses, or benefits.

#### Average Local Salary Supplement for K-12 Principals by School District (2015-16)



# What do we *not* know?

Principals nationally are a relatively under-researched group. We hope one outcome of today's conversations will be to advance plans in North Carolina to gather and analyze additional data, such as:

- Principal vacancies and duration by district/school type/student demographics.....?
- Principal turnover rates by district/school/school type/student demographics.....?
- Job placement rates/EVAAS distributions/school demographics by routes of entry.....?
- Number of educators who are licensed in NC but not serving in the principalship.....?
- Professional development experiences of NC principals, by years of service.....?